

Presentation of the PreK-8 Rumson Borough School District 2024-2025 Budget



Dr. John E. Bormann
Superintendent of Schools

Mrs. Denise McCarthy
School Business Administrator



**The 2024-2025 Budget
supports the
"thorough and efficient"
education of
958 students in
PreK – 8th grade**

Rumson Borough School District



The 2024–2025 Budget supports the realization of student potential by...

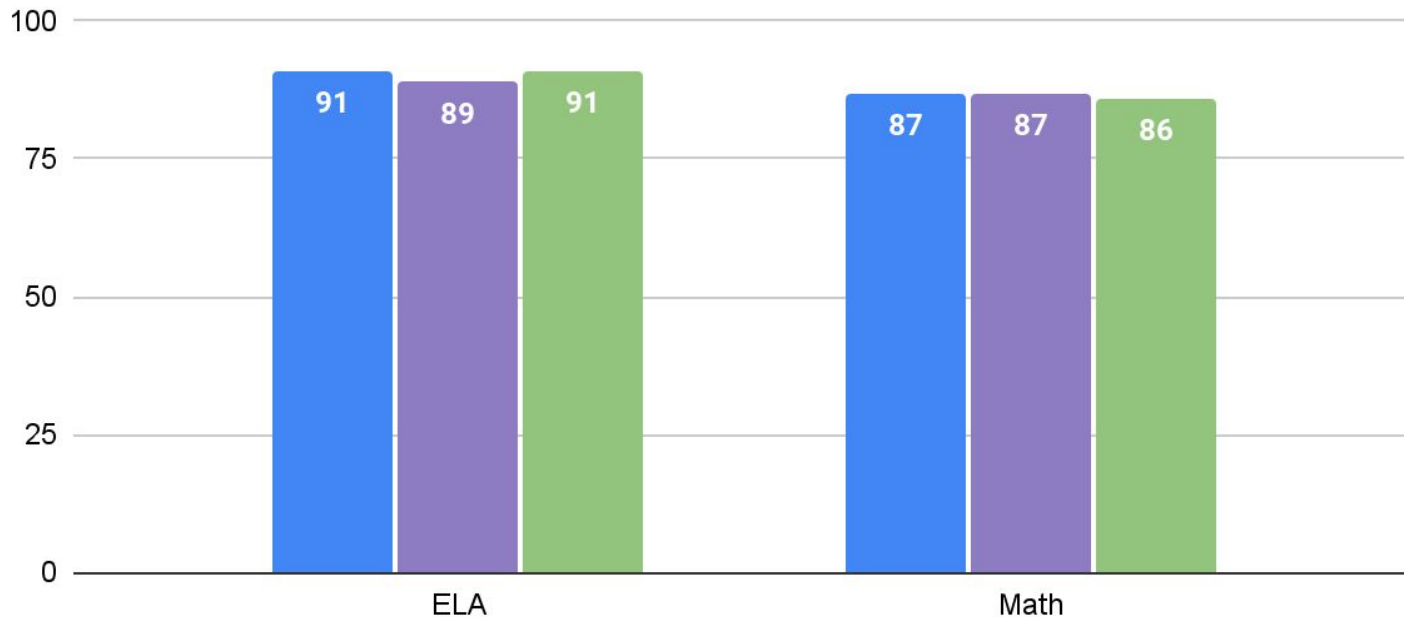
- Continuing and expanding academic and social-emotional instructional and assessment programs to support teaching and learning
- Maintaining faculty and staff to support program needs, student needs, and class sizes
- Revising curriculum, based on review of student needs, best practice research, state initiatives, and state standards
- Updating facilities to support safety, security, and programming
- Implementing professional development to maximize the impact of all of the above

Rumson Borough School District



The 2024-2025 Budget will continue to grow the potential of our students in ELA & Math....

Percent of Students Grade 3-8 Meeting/Exceeding Expectations



Year/ Total Number of Students Assessed

■ 18-19 = 687 Students ■ 21-22 = 628 students ■ 22-23 = 633 students

Rumson Borough School District



The 2024–2025 Budget maximizes each dollar through shared services with...

- Rumson Department of Public Works
- Rumson Police Department
- Borough of Rumson
- Monmouth–Ocean Educational Services Commission
- Educational Services Commission of NJ, A.C.E.S., E–Rate
- Other Local Districts – Cooperative purchasing, Shared Professional Development, Transportation, Child Study Team Services, & Gifted and Talented Programs
- Monmouth County – joint advertising
- NJSIG/MOCSSIF – Insurance
- Energy Savings Improvement Program (ESIP)
- RFH High School and Fair Haven

Rumson Borough School District



The 2024–2025 Budget maximizes each dollar through collaborative efforts with the...

- Parent– Teacher Organization
- Rumson Education Foundation

and effective use of....

- NJ Non–Competitive Grants–SDA
- Other reimbursement opportunities (FEMA–when available)

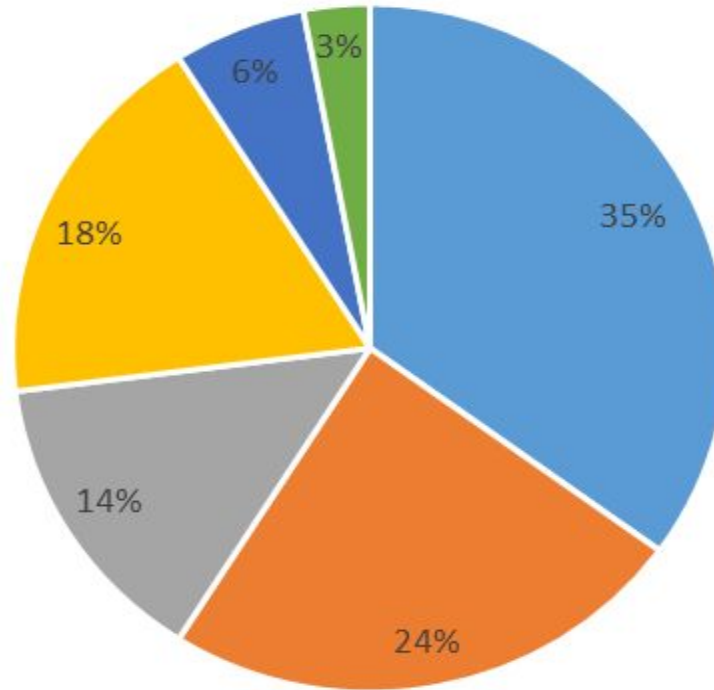
including...

- Professional development
- Extra–curricular activities
- Assemblies/Field Trips
- Curricular enhancements
- Technology
- Furniture
- Facility maintenance and improvements

Rumson Borough School District



Appropriations: Where The Money Goes

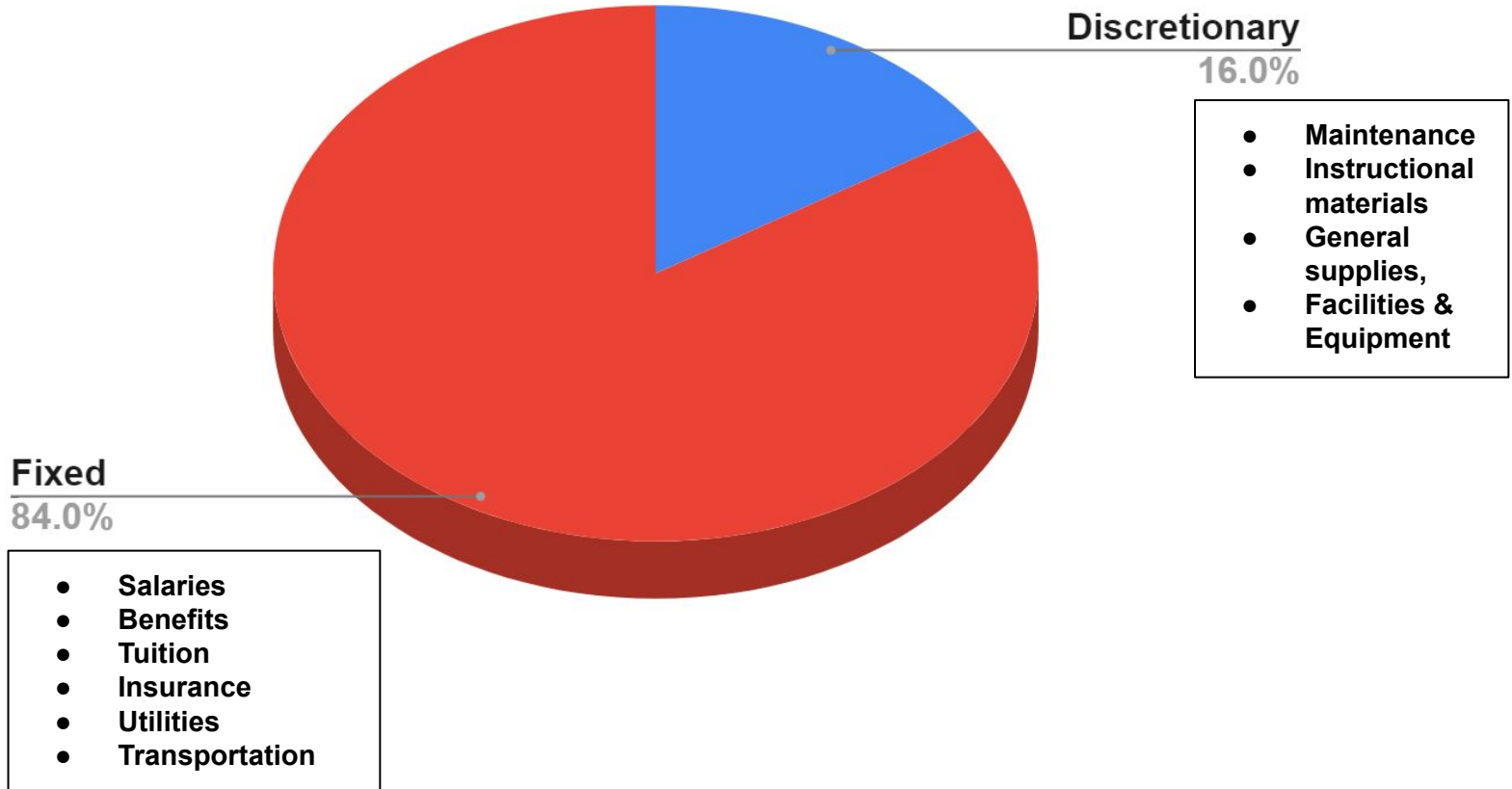


■ Regular Education ■ Benefits ■ Special Education ■ Operations ■ Administration ■ Transportation

Rumson Borough School District



Discretionary vs. Fixed Expenses



Rumson Borough School District



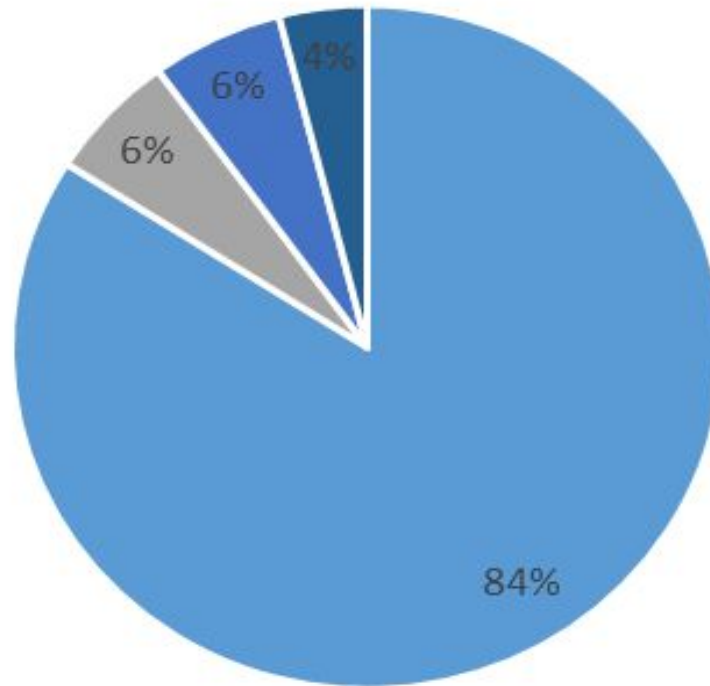
Per Pupil Costs:

	2023-2024 Revised	2024-2025 Proposed	Change
Total Budgetary	\$22,125	\$23,355	\$ 1,230
Instruction/Support	\$16,762	\$18,205	\$ 1,443
Operations	\$ 3,019	\$ 2,799	\$ (220)
Administration	\$ 2,122	\$ 2,120	\$ (2)
Extracurricular	\$ 226	\$ 240	\$ 14
Equipment	\$ 72	\$ 0	\$ (72)

Rumson Borough School District



Revenues :Where the Money Comes From



■ Tax Levy ■ Reserves ■ State Aid ■ Miscellaneous

Rumson Borough School District



OUR HISTORY of STATE AID

State Aid	2022-2023	2023-2024	2024-2025
Totals	\$953,430	\$1,042,247	\$1,166,449

Rumson Borough School District



Appropriation of Legal Reserve Accounts:

- **Fund Balance-From being fiscally prudent in the 22-23 financial year**
- **Capital Reserve Appropriation- Continued classroom renovations, student bathrooms and the Forrestdale main office**
- **Maintenance Reserve Appropriation- In conjunction with the the Capital Reserve Appropriation**



TAX IMPACT

2022-2023- 2.00% Increase

2023-2024- 3.47% Increase

(2.00% +1.47% health benefit waiver)

2024-2025- 3.73% Increase

(2.00% + 1.73% combination of health benefit and enrollment adjustment waivers)

Rumson Borough School District



History of School Tax Levy

Fiscal Year	2022-2023	2023-2024	2024-2025
Total School Tax Levy (includes debt service)	19,280,103	\$19,321,541	\$19,876,527
\$ Increase Over PY	\$479,455	\$41,438	\$554,986
% Increase Over PY (Gen'l Fund Tax Levy only)	2.00%	3.47%	3.73%
Tax Rate Per \$100 (includes debt service)	\$0.4775	\$ 0.4245	\$ 0.3884

Rumson Borough School District



Comparison General Tax Rate 2023 Per \$100,000 of Assessed Value

DISTRICT	SCHOOL TAX RATE	SCHOOL TAXES
FAIR HAVEN K-8	.7130	\$ 7,907
LITTLE SILVER K-8	.7810	\$ 6,497
RED BANK K-8	.6740	\$ 3,398
SHREWSBURY K-8	.7070	\$ 5,095
RUMSON K-8	.3780	\$ 7,268



Tax Impact On Average Rumson

Average Home Value: \$1,922,698

**Current
2023-24 School Tax: \$7,261**

**Proposed
2024-2025 School Tax: \$ 7,268**

Rumson Borough School District



Thank you for helping to ignite the potential of the Rumson Bulldogs!

