



Forrestdale School

60 Forrest Avenue, Rumson, NJ 07760 | (732) 842-0383 | [Website](#) | Award Winning

#7 in **New Jersey Elementary Schools**

#3 in **New Jersey Middle Schools**

QUICK STATS

Type	Public
Grades	4-8
Total Enrollment	551

- Overview**
- Students/Teachers
- Test Scores
- School Data
- District

Overview of Forrestdale School

Forrestdale School is a public school located in Rumson, NJ, which is in a large suburb setting. The student population of Forrestdale School is 551 and the school serves 4-8. At Forrestdale School, 74% of students scored at or above the proficient level for math, and 77% scored at or above that level for reading.

The school's minority student enrollment is 8%. The student-teacher ratio is 10:1, which is the same as that of the district.

The student population is made up of 48% female students and 52% male students. The school enrolls 1% economically disadvantaged students. There are 54 equivalent full-time teachers and 1 full-time school counselor.

At a Glance

Student/Teacher Ratio
10:1

Math Proficiency
74%

Reading Proficiency
77%

Forrestdale School 2024 Rankings

Forrestdale School is ranked #7 in [New Jersey Elementary Schools](#) and ranked #3 in [New Jersey Middle Schools](#). Schools are ranked on their performance on state-required tests, graduation, and how well they prepare their students for high school. Read more about how we rank the [Best Elementary Schools](#) and [Best Middle Schools](#).

All Rankings

🏆 #7 in **New Jersey Elementary Schools**



🏆 #3 in **New Jersey Middle Schools**

Ranking Factors

How Forrestdale School placed statewide out of 1322 elementary schools and 695 middle schools ranked in New Jersey.

Elementary School Reading Proficiency Rank ? **#5 (tie)**

Middle School Reading Proficiency Rank ? **#14**

Elementary School Math Proficiency Rank ? **#6 (tie)**

Middle School Math Proficiency Rank ? **#5**

Elementary School Reading Performance ? **Well Above Expectations**

Middle School Reading Performance ? **Well Above Expectations**


Elementary School Math Performance ? **Well Above Expectations**

Middle School Math Performance ? **Well Above Expectations**

Students/Teachers at Forrestdale School

These counts and percentages of students and teachers are from data reported by state education agencies to the federal government

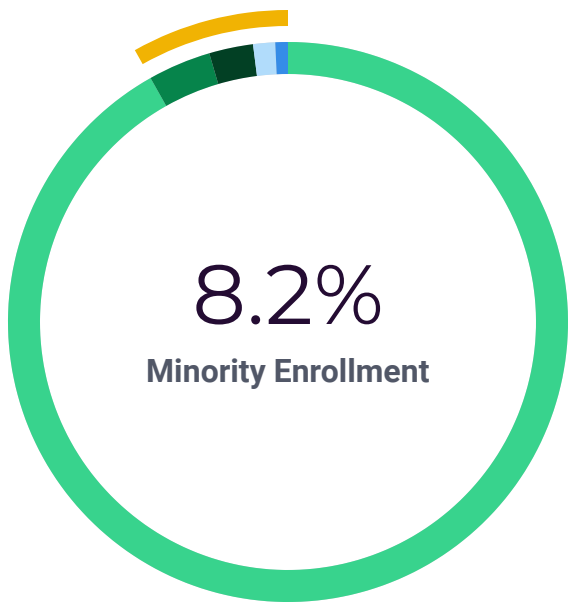
Enrollment by Grade



Enrollment by Gender

Female **48%** Male **52%**

Student Diversity



8.2% Minority Enrollment

91.8% White

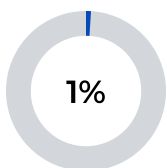
3.6% Hispanic/Latino

2.5% Two or more races

1.3% Asian or Asian/Pacific Islander

0.7% Black or African American

Native Hawaiian or Other Pacific Islander and American Indian or Alaska Native are not included in this breakdown due to an enrollment of 0%.



economically disadvantaged students at Forrestdale School

Full-time teachers

Percentage of full-time teachers who are certified **97%**

Student-teacher ratio **10:1**

Percentage of teachers with 3 or more years experience **71.0%**

Number of full-time school counselors  **1**

Test Scores at Forrestdale School

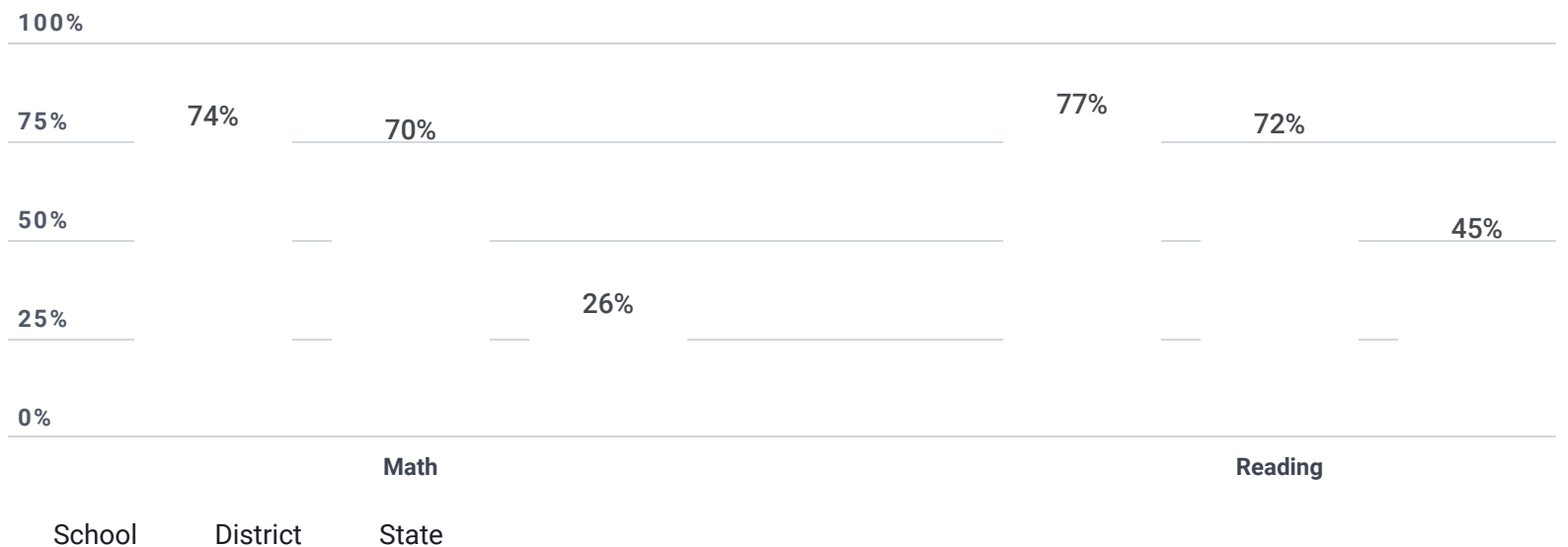
At Forrestdale School, 74% of students scored at or above the proficient level for math, and 77% scored at or above that level for reading.

Compared with the district, the school did better in math and better in reading, according to this metric. In Rumson Borough School District, 72% of students tested at or above the proficient level for reading, and 70% tested at or above that level for math.

Forrestdale School did better in math and better in reading in this metric compared with students across the state. In New Jersey, 45% of students tested at or above the proficient level for reading, and 26% tested at or above that level for math.

School information is provided by the government.

Subject Proficiency



School Data

School profile information is based on government data.

Setting	Large Suburb
Charter School	No
Magnet School	No



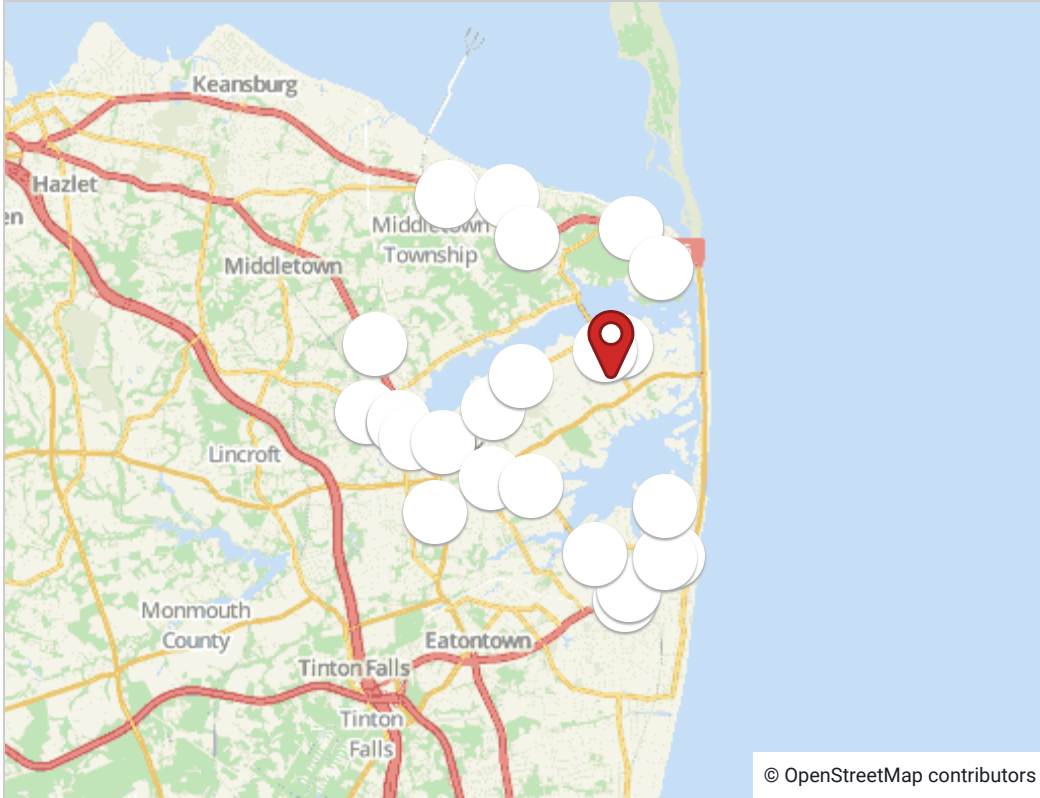
District

This information relates to schools run by this school's state operating agency. Many districts contain only one school.

School information is provided by the government.

Total Schools (all grades)	2
Total Students (all grades)	916
Elementary Schoolers Proficient in Reading (district average)	72%
Middle Schoolers Proficient in Reading (district average)	79%
Elementary Schoolers Proficient in Math (district average)	72%
Middle Schoolers Proficient in Math (district average)	72%

[All District Schools »](#)



School Map



Forrestdale School

60 Forrest Avenue, Rumson, NJ 07760

Nearby Schools

Deane-Porter Elementary School

50 Backpoint Road, Rumson, NJ 07760 (0 miles)

Rumson Country Day School

None, Rumson, NJ 07760 (0 miles)

Henry Hudson Regional School

1 Grand Tour, Highlands, NJ 07732 (2 miles)

Forrestdale School's high ranking earned it eligibility to display U.S. News Best Elementary Schools and Best Middle Schools award badges. Badge eligibility recognizes educational excellence, as described [here](#). Officials at badge-eligible schools can learn how to promote their awards [here](#).

Insufficient student data was reported by six states (California, D.C., Delaware, New Mexico, Oregon, and Washington). As such, the rankings for these states were held at their previous positions. They are therefore based on assessment data from 2018-2019 and include schools that were active as of 2019-2020. Updated directory information from 2021-2022 was provided for schools when available.

Data is based on the 2020-2021 and 2021-2022 school years.

YOU MAY ALSO LIKE

Choosing a High School: What to Consider

Take these factors into account to determine the best fit for a soon-to-be high school student.

Cole Claybourn April 23, 2024



States With Highest Test Scores

The average test proficiency for historically underrepresented students in these states was 49%, U.S. News data shows.

Sarah Wood April 23, 2024



Map: Top 100 Public High Schools

The 100 highest-ranked high schools are located in 26 states and the District of Columbia.

Sarah Wood and Cole Claybourn April 23, 2024



Metro Areas With Top-Ranked High Schools

These metro areas, scattered throughout the U.S., boast the best public high schools in the nation.

A.R. Cabral April 23, 2024



U.S. News Releases High School Rankings

About 17,660 public high schools are ranked, featuring a mix of charter, magnet and traditional schools.

Sarah Wood April 23, 2024



Explore the 2024 Best STEM High Schools

These 25 public high schools rank the best for science, technology, engineering and math.

Nathan Hellman April 22, 2024



See the 2024 Best Public High Schools

Learn about the top-ranked high schools in the country.

Joshua Welling April 22, 2024



Ways Students Can Spend Spring Break

Spring break provides opportunities for volunteering, job shadowing and preparing for college.

Anayat Durrani March 6, 2024



Attending an Online High School

Students needing a flexible schedule are often drawn to online high schools, experts say.

Cole Claybourn Feb. 20, 2024



How to Perform Well on SAT, ACT Test Day

Get good rest, prioritize questions that have answers you know and take advantage of breaks, experts say.

Cole Claybourn Feb. 13, 2024



[Load More](#)

[BEST COLLEGES](#)

[GRAD SCHOOLS](#)

[ONLINE COLLEGES](#)

[GLOBAL](#)

[K-12 SCHOOLS](#)

[COMMUNITY COLLEGES](#)

[PREMIUM TOOLS](#)



[About](#) [Editorial Guidelines](#) [Contact](#) [Press](#) [Advertise](#) [Newsletters](#) [Jobs](#) [Site Map](#) [Store](#)

Copyright 2024 © U.S. News & World Report L.P. [Terms & Conditions/Privacy Policy/U.S. State Privacy Notice](#)