



DEANE-PORTER SCHOOL NEWSLETTER



MAY 1, 2024





Spring Concert

May 15, 2024

Kindergarten & Grade 1: 10:00 a.m.

- Each family will receive 2 tickets to the concert

Grades 2 & 3 -7:00 p.m.

- Each Grade 2 Family will receive 2 tickets
- Each Grade 3 family will receive 3 tickets to the concert

The Multipurpose Room capacity and grade level sizes determine the number of tickets available per family.

Our students and Ms. Scott have worked diligently to prepare for the concert. We ask that you stay for the entire concert and do not disrupt the performance and leave after your child's portion.



UPCOMING EVENTS

THE RUMSON PTO IS PROUD TO HOST

LUNCH WITH A LOVED ONE

MONDAY, MAY 20TH
(RAIN DATE TUESDAY, MAY 21ST)

PLEASE RSVP HERE

DONATE AND/OR VOLUNTEER HERE

PLEASE JOIN US FOR LUNCH OUTSIDE WITH A LOVED ONE. REMEMBER TO BRING YOUR OWN LUNCHES AS THE CAFETERIA WILL BE CLOSED. SNACKS AND WATERS WILL BE PROVIDED. PLEASE ARRIVE 15 MINUTES PRIOR TO YOUR CHILD'S LUNCH FOR CHECK IN - WE ONLY HAVE 25 MINS OF FUN SO WE WOULD LIKE TO MAXIMIZE YOUR TIME TOGETHER. NO BAGS PERMITTED AND SORRY NO FORRESDALE SIBLINGS.

WE CAN'T WAIT FOR THIS SPECIAL EVENT!

ANY QUESTIONS PLEASE REACH OUT TO
STACY STACE247@GMAIL.COM OR
KRISTIN KRISTIN.ANN.SMYTHE@GMAIL.COM

Please join the PTO outside for Lunch with a Loved One.

[PLEASE RSVP by May 6th HERE](#)

[Donate or Volunteer Here](#)

- Remember to bring your lunches as the cafeteria will be closed
- Snacks and water will be provided
- Please arrive 15 minutes prior to your child's lunch for check-in.
- We only have 25 minutes of fun so we would like to maximize our time together.
- No bags permitted
- No Forrestdale Siblings
- ANY QUESTIONS? Reach out to Stace247@gmail.com *or* Kristin.Ann.Smythe@gmail.com

SCHOOL
COUNSELOR
I'LL BE THERE FOR YOU

School Counselor SPOTLIGHT

If you would like to talk to or see Mrs. Piernik, please call, 732-842-0330 X4409 or e-mail, jpiermik@rumsonschool.org



New Jersey
Student Learning
Assessment

Upcoming NJSLA Testing for Grade 3 Students



All public schools in New Jersey will administer the NJDOE-mandated NJSLA assessments this spring. Rumson students in Grades 3-8 will take the NJSLA assessments in ELA and Mathematics from **May 6-10, 2024**. Testing begins promptly at 9:00 a.m., so we ask parents' assistance in ensuring students arrive to school on time. In the event that your child reports to school later and the testing session has begun, your child will be held in the Cafeteria under the supervision of a teacher, and then will be scheduled for a make-up exam at a later date. Please do not send your child ill to school, just to take the exam, as their health is a priority and we can always schedule a make-up exam.

In accordance with NJSLA Test Security requirements, all cellular phones and electronic devices (including but not limited to: smartphones, iPods, smartwatches, tablets, e-readers, FitBits) are prohibited from the testing environment, including after students have completed testing and during breaks. If a student is found to be in possession of a cellular phone or any other prohibited material, then the student will be dismissed from the testing environment and the test may be invalidated later by the State Education Agency.

As the easiest method to avoid any cell phone-related test irregularities, we encourage you to simply have your child leave their cell phone or other prohibited device at home on NJSLA testing days.

Otherwise, in compliance with district policy and Student, Staff and Parent Handbook rules, and to comply with Test Security policies, prior to the start of NJSLA testing each day, teachers will collect the phones/devices of all students who bring their phones and/or prohibited devices to a classroom.

Phones will be stored together outside of the classroom and returned at the conclusion of testing each day.

Tick exposure can occur year-round, but ticks are most active during warmer months (April-September). Know which ticks are most common in your area.

Before You Go Outdoors

- **Know where to expect ticks.** Ticks live in grassy, brushy, or wooded areas, or even on animals. Spending time outside walking your dog, camping, gardening, or hunting could bring you in close contact with ticks. Many people get ticks in their own yard or neighborhood.
- **Treat clothing and gear** with products containing 0.5% permethrin. Permethrin can be used to treat boots, clothing and camping gear and remain protective through several washings. Alternatively, you can buy permethrin-treated clothing and gear.
- **Use Environmental Protection Agency (EPA)-registered insect repellents** ☑ containing DEET, picaridin, IR3535, Oil of Lemon Eucalyptus (OLE), para-menthane-diol (PMD), or 2-undecanone. EPA's helpful search tool ☑ can help you find the product that best suits your needs. Always follow product instructions. Do not use products containing OLE or PMD on children under 3 years old.
- **Avoid Contact with Ticks**
 - Avoid wooded and brushy areas with high grass and leaf litter.
 - Walk in the center of trails.

Tick Tips



MS. ZAJAC RN, MSN
732-842-0330 x 4353
KZAJAC@RUMSONSCHOOL.ORG

Nurse Notes

After You Come Indoors

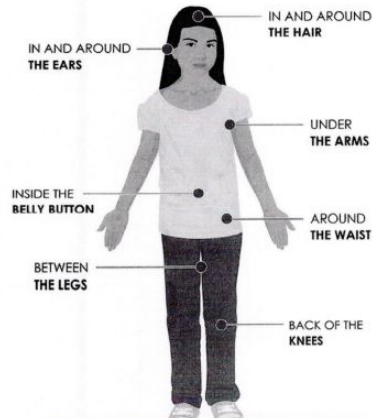
Check your clothing for ticks. Ticks may be carried into the house on clothing. Any ticks that are found should be removed. Tumble dry clothes in a dryer on high heat for 10 minutes to kill ticks on dry clothing after you come indoors. If the clothes are damp, additional time may be needed. If the clothes require washing first, hot water is recommended. Cold and medium temperature water will not kill ticks.

Examine gear and pets. Ticks can ride into the home on clothing and pets, then attach to a person later, so carefully examine pets, coats, and daypacks.

Shower soon after being outdoors. Showering within two hours of coming indoors has been shown to reduce your risk of getting Lyme disease and may be effective in reducing the risk of other tickborne diseases. Showering may help wash off unattached ticks and it is a good opportunity to do a tick check.

Check your body for ticks after being outdoors. Conduct a full body check upon return from potentially tick-infested areas, including your own backyard. Use a hand-held or full-length mirror to view all parts of your body. Check these parts of your body and your child's body for ticks:


- Under the arms
- In and around the ears
- Inside belly button
- Back of the knees
- In and around the hair
- Between the legs
- Around the waist



If you find a tick attached to your skin, simply remove the tick as soon as possible. There are several tick removal devices on the market, but a plain set of fine-tipped tweezers works very well.

How to remove a tick


1. Use clean, fine-tipped tweezers to grasp the tick as close to the skin's surface as possible.
2. Pull upward with steady, even pressure. Don't twist or jerk the tick; this can cause the mouth-parts to break off and remain in the skin. If this happens, remove the mouth-parts with tweezers. If you cannot remove the mouth easily with tweezers, leave it alone and let the skin heal.
3. After removing the tick, thoroughly clean the bite area and your hands with rubbing alcohol or soap and water.
4. Never crush a tick with your fingers. Dispose of a live tick by
 - Putting it in alcohol,
 - Placing it in a sealed bag/container,
 - Wrapping it tightly in tape, or
 - Flushing it down the toilet.



Follow-up

If you develop a rash or fever within several weeks of removing a tick, see your doctor:

- Tell the doctor about your recent tick bite.
- When the bite occurred, and
- Where you most likely acquired the tick.





BOOKS & BUNDT'S

Reading Makes Life Sweeter

Who
Pre-K through Elementary
School Students

What
Students will receive a
Free Bundtlet for each
month that they read
400+ minutes.

When*
February 1, 2024 to June 30,
2024

Why
Reading at an early age
enriches children's brains,
increases vocabulary and
test scores, introduces
readers to the world around
them and helps develop
their imaginations.



Does your child want a
Free Bundtlet every month?*

Have him or her
read for at least
20 minutes a day,
5 days a week!



JOIN OUR "BOOKS & BUNDT'S" YOUTH READING PROGRAM

It's easy, free and delicious!

Turning your child into an enthusiastic reader is as easy as 1-2-3!

- 1 Record child's time spent reading on the monthly tracker.
- 2 Bring the completed reading tracker to the bakery listed.
- 3 Celebrate your child's accomplishment with a **Free Bundtlet** and an award certificate he or she can hold on to long after the cake has been enjoyed!

Shrewsbury
1081 Broad Street
Shrewsbury, NJ 07702
(732) 544-2253
shrewsbury@nothingbundtcakes.com

A Youth Reading Program by

NOTHING bundt CAKES®

NOTHING bundt CAKES®

[Click here](#) to print a copy of the Reading Tracker.



DEANE PORTER



District Website:

[District Homepage](#)

May - Speech & Hearing Month

May 2 - Boomer's 7th birthday!

May 5-10 - Teacher Appreciation Week

May 8 - National School Nurse Day

May 15 - Spring Concert/Art Show

May 24-27 - School Closed

Contact:

732-842-0330

